


New User Online Banking

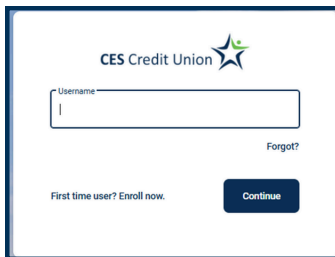
ENROLLMENT INSTRUCTIONS

1.



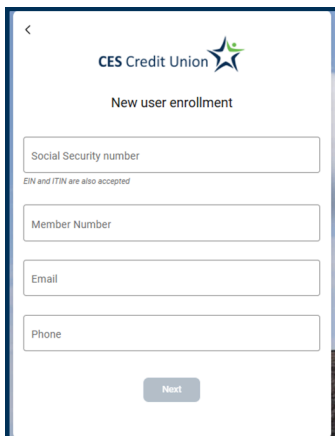
Go to www.cescu.com and select “New User” from the home page.

2.



Click “First time user? Enroll now.”

3.

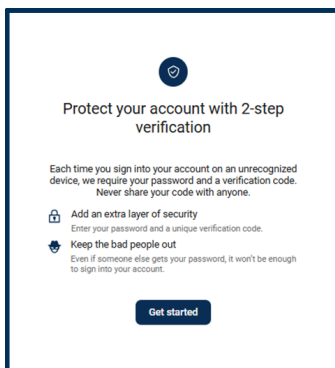


At the “New user enrollment” screen you will need to input the following information.

Enrollment information needed will be for the Primary Name or Entity/Business Name. What is input must match what is on file for that account.

- Social Security Number or EIN/ TIN
- Member Number
- Email
- Mobile Phone Number

4.

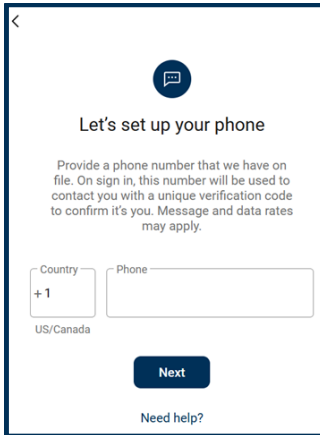


You will be prompted to enroll in 2-step verification.

New User Online Banking

ENROLLMENT INSTRUCTIONS (CONT.)

5.



Let's set up your phone

Provide a phone number that we have on file. On sign in, this number will be used to contact you with a unique verification code to confirm it's you. Message and data rates may apply.

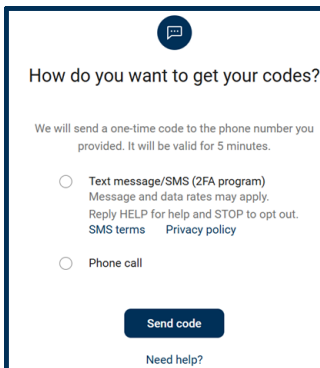
Country: +1 Phone: [input field]
US/Canada

Next

Need help?

Please the input the mobile phone number that we have on file for you.

6.



How do you want to get your codes?

We will send a one-time code to the phone number you provided. It will be valid for 5 minutes.

☐ Text message/SMS (2FA program)
Message and data rates may apply.
Reply HELP for help and STOP to opt out.
[SMS terms](#) [Privacy policy](#)

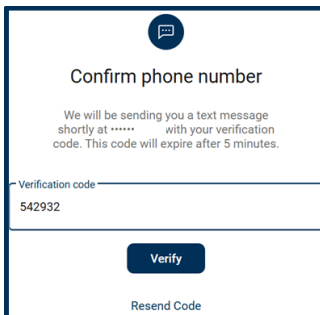
☐ Phone call

Send code

Need help?

Please choose between a text message or phone call to receive your verification code.

7.



Confirm phone number

We will be sending you a text message shortly at ***** with your verification code. This code will expire after 5 minutes.


Verification code: 542932

Verify

Resend Code

Please input received verification code sent.
Note: code is only valid for 5 minutes.

8.



Digital Terms of Use

EFT Agreement and Disclosure

Online Agreement

Good Faith Disclosure regarding ADA Compliance for this Website: CES Credit Union is committed to providing a website that is accessible to the widest possible audience in accordance with ADA standards and guidelines. We are actively working to

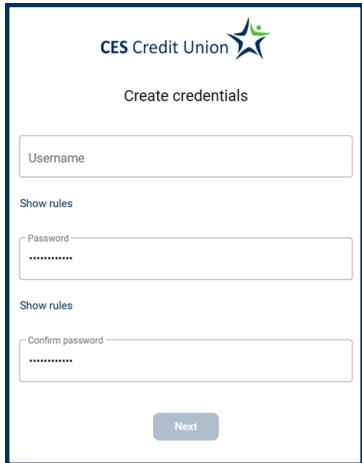
Accept

Next, you will need to accept the Digital Terms of Use Agreement.

New User Online Banking

ENROLLMENT INSTRUCTIONS (CONT.)

9.



The screenshot shows a web form titled "CES Credit Union" with a star logo. Below the title is the instruction "Create credentials". The form contains three input fields: "Username", "Password", and "Confirm password". Each password field is preceded by a "Show rules" link. The "Password" and "Confirm password" fields are masked with asterisks. A "Next" button is located at the bottom of the form.

The final step is to create your username and password.